

College Planning Night

Presented by: LRHS Student Services



The Five Most Important Criteria

Factor	
1	Grades in College Prep Courses
2	Strength of Curriculum (Honors, G/T, A/P)
3	Admission Test Scores (SAT, ACT)
4	Grades in All Courses
5	Essay or Writing Sample (if required)

To-Do List for 9th & 10th Graders

- ✓ Start to consider your goals and what kind of education you'll need to reach them.
Naviance - Do What You Are/Strengths Explorer/College Graphs
- ✓ Enroll in challenging courses and do well –
Try to complete Geometry & Algebra II by the end of 11th grade
- ✓ Challenge yourself, **but not at the expense of your mental health**
- ✓ Develop good study habits
- ✓ Take advantage of tutoring & summer enrichment programs
Outreach Program, NHS Tutoring, Khan Academy
- ✓ Get involved in school life
Clubs, Sports, Honor Societies

To-Do List for 11th Graders

- ✓ **Work hard to identify colleges that are a good academic match**
Naviance “College Super Match”
- ✓ **Prepare for the SAT’s and ACT’s**
Review your PSAT through Khan Academy or enroll in ACT/SAT prep course
- ✓ **Be realistic about creating a list of schools where you will be accepted**
Naviance College Graphs
- ✓ **Visit schools to determine what criteria is important to you**
- ✓ **Book/plan college visit through their website. Sign up to meet with colleges that visit LRHS through Naviance**



Consider Dual Enrollment

- “JumpStart” at Long Reach
- Take up to 4 college classes per year at Howard Community College
- Earn “dual credit” or just “college credit”
- HCPSS pays ½ of student’s tuition (or 100% if qualified for the Free and Reduced Meal program)
- Students learn more April 12th – sign up in Student Services

Take an SAT[®] vs. ACT[®] Combo Test

See which test is right for you

Do you know which test you should prep for? Find out by taking Kaplan's combo practice test. You'll get to try the content, timing, and format of each test, so you can figure out which exam to focus on.

Sign up for our SAT/ACT practice test today:

Saturday May 5, 2018 9am-1pm at Long Reach HS

Register at: bit.ly/lrhs_050518 Please arrive at 8:30am

Fee: \$20 per student, proceeds go to PTSA, cash/check

See your school counselor for fee waiver details



RESULTS

You will immediately receive a score report for each test to compare your scores.



ASSURANCE

You will leave with a feel for the timing and pacing of each test, allowing you to discover which is right for you.



EXPERIENCE

You can call to chat with a teacher to help you find out which test to take.









Space is limited, so please reserve your seat.






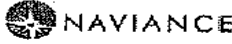
ashley.roach@kaplan.com

| [1-800-KAP-TEST \(527-8378\)](tel:1-800-KAP-TEST)

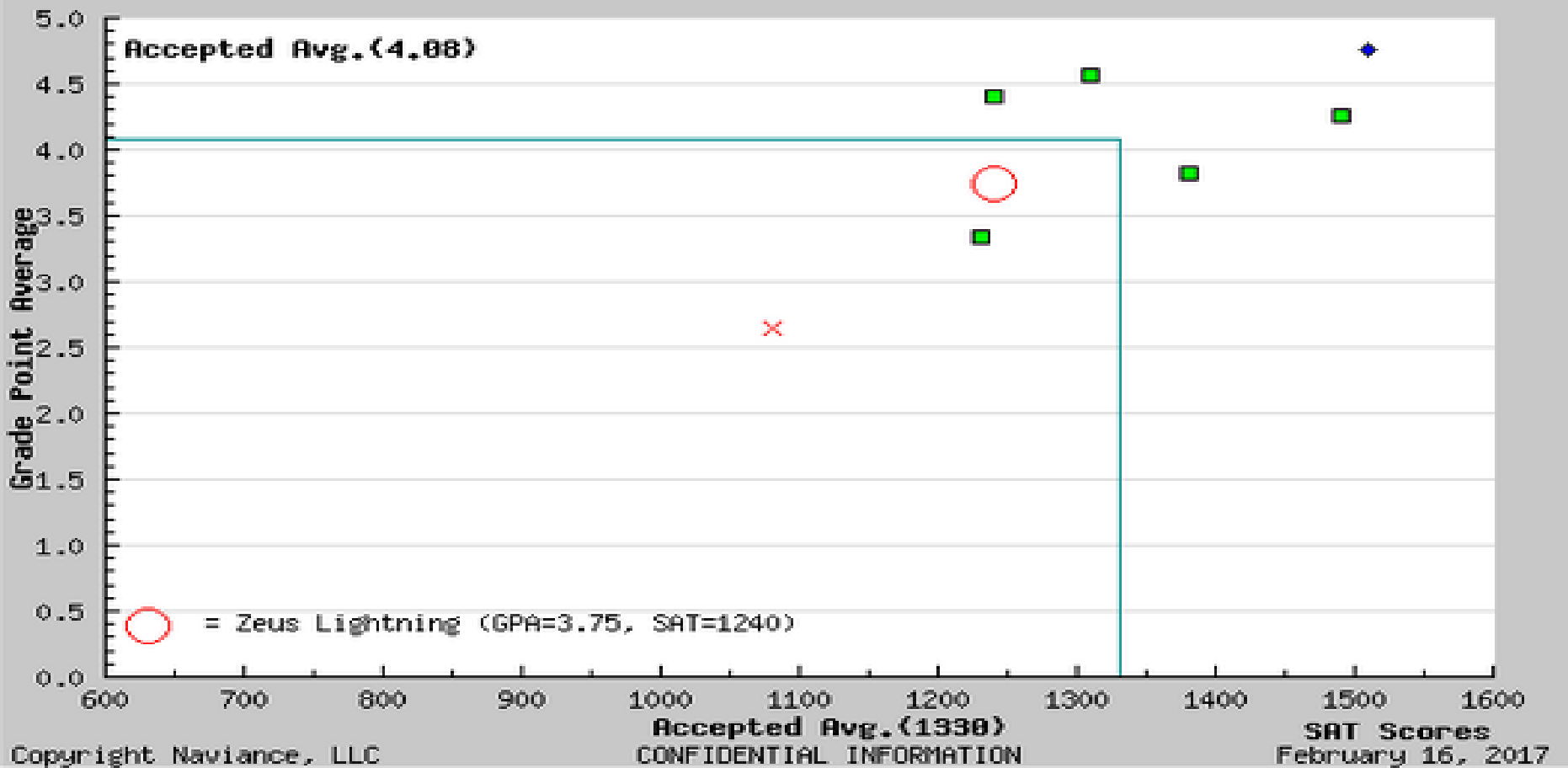
ACT[®] is a registered trademark of ACT, Inc., which was not involved in the production of, and does not endorse, this product. SAT[®] is a trademark registered and/or owned by the College Board, which was not involved in the production of and does not endorse this product.

College Application Checklist

	Task	Timeframe	Where
<input type="checkbox"/>	<p>Complete the Teacher Information Form <i>This should be completed for each teacher you are asking to write a letter of recommendation. The information on this form will help your teachers write a more personalized letter for you.</i></p>	June 1 – End of School	 NAVIANCE
<input type="checkbox"/>	<p>Complete the Counselor Information Form <i>This gives a complete picture of your activities - both in and out of school, your honors and awards, and other information that helps your counselor write a comprehensive letter of recommendation.</i></p>	June 1 – End of School	 NAVIANCE
<input type="checkbox"/>	<p>Have your parent/guardian complete the Parent Information Form <i>This is optional but it gives your school counselor additional information from your parent that may assist in writing your letter of recommendation.</i></p>	June 1 – End of School	 NAVIANCE
<input type="checkbox"/>	<p>Add Colleges to the Colleges I Am Thinking About List <i>Log onto your Naviance account and add colleges to Colleges I Am Thinking About list. If colleges on this list come to visit your high school, you will receive an email notifying you of the date and time they are visiting so you can sign up to attend.</i></p>	Ongoing	 NAVIANCE
<input type="checkbox"/>	<p>Complete Waiver of Right to Access Letters of Recommendation <i>The completed form needs to be signed by your parent or guardian. Counselors and teachers will not submit their letters of recommendation without having this form completed in your file.</i></p>	Fall??? Depends how you decide to do the process	
<input type="checkbox"/>	<p>Complete Transcript Request Form 20 days prior to deadline <i>The completed form, which needs to be signed by your parent or guardian, allows the school to send your transcripts to the colleges to which you are applying. The transcript fee is \$4 per transcript and you should allow 20 school days for it to be sent.</i></p>	September 15	
<input type="checkbox"/>	<p>Complete the Teacher Recommendation Request Form and hand it to teachers face-to-face, 20 days prior to deadline <i>Once your teachers receive this, they can use the Teacher Information Form (you have completed on Naviance) to write a letter of recommendation for you. Your teachers will send your letters electronically through Naviance or mail them if necessary. Don't forget to write a thank you note for each teacher who writes a letter of recommendation for you. A new form should be completed and given to teachers if you add more schools.</i></p>	September 15	
<input type="checkbox"/>	<p>Invite teachers to complete the letter of recommendation in Naviance <i>Click on "Colleges I Am Applying to" under the Colleges tab. Under the Teacher Recommendations section, click the add/cancel requests link. Select the teacher you would like to write a recommendation from the drop down menu. Repeat for additional teachers. Click the Update Requests button. ARL Teachers will not be on this list – you should discuss with them in person.</i></p>	After you submit the Transcript Form to Registrar	 NAVIANCE

<input type="checkbox"/>	<p><u>If you are applying to colleges using the Common Application,</u> log onto the Common Application website and add the colleges listed on your Transcript Request Form. You also must complete the Education section of the Common Application. <i>Watch this video to get more detailed instructions.</i> https://www.commonapp.org/eLearning/Submission.htm.</p>	<p>Once you complete the Education Section of Common App</p>	
<input type="checkbox"/>	<p><u>If you are applying to colleges using the Common Application,</u> view the video on your Naviance Homepage and complete the Common Application match <i>Watch this video by accessing the links section (left side) of your Naviance homepage – Com App Match Video. This is critical for your counselors and teachers to be able to submit documents on your behalf. Also, go into Colleges I'm Applying to and click on "Unknown" under "Applying via Common App?" to let them know that you intend to apply with the Common Application.</i></p>	<p>Once you complete the Education Section of Common App</p>	
<input type="checkbox"/>	<p>Request Test Scores Be Sent To Colleges <i>Colleges want your ACT and SAT scores sent directly from ACT or The College Board. Log on to your account at www.actstudent.org or www.collegeboard.com and follow the instructions to have your scores sent to your list of colleges.</i></p>	<p>As soon as you finish testing</p>	 
<input type="checkbox"/>	<p>If you are planning to play a sport in college, register with the NCAA Eligibility Center <i>Go to www.eligibilitycenter.org and click on "New Account" in the upper right hand corner. Once you create an account, you must request an official transcript from the school by adding NCAA to the BLUE Transcript Request Form. Official SAT/ACT scores must also be sent to the NCAA.</i> <i>Note: When you commit to play a DI or DII sport in your senior year, you must also request a Final Transcript from the Registrar to be sent to the NCAA</i></p>	<p>Summer/Fall</p>	
<input type="checkbox"/>	<p>Submit applications by the deadline dates posted by the college</p>		<p>College Website</p>
<input type="checkbox"/>	<p>Complete Senior Survey and Information Report so the registrar can send out a final transcript to your college <i>This survey will be completed in your English 12 class just before graduation in May. Congratulations!!!! You are now officially finished with the college application process.</i></p>	<p>Spring 2016</p>	

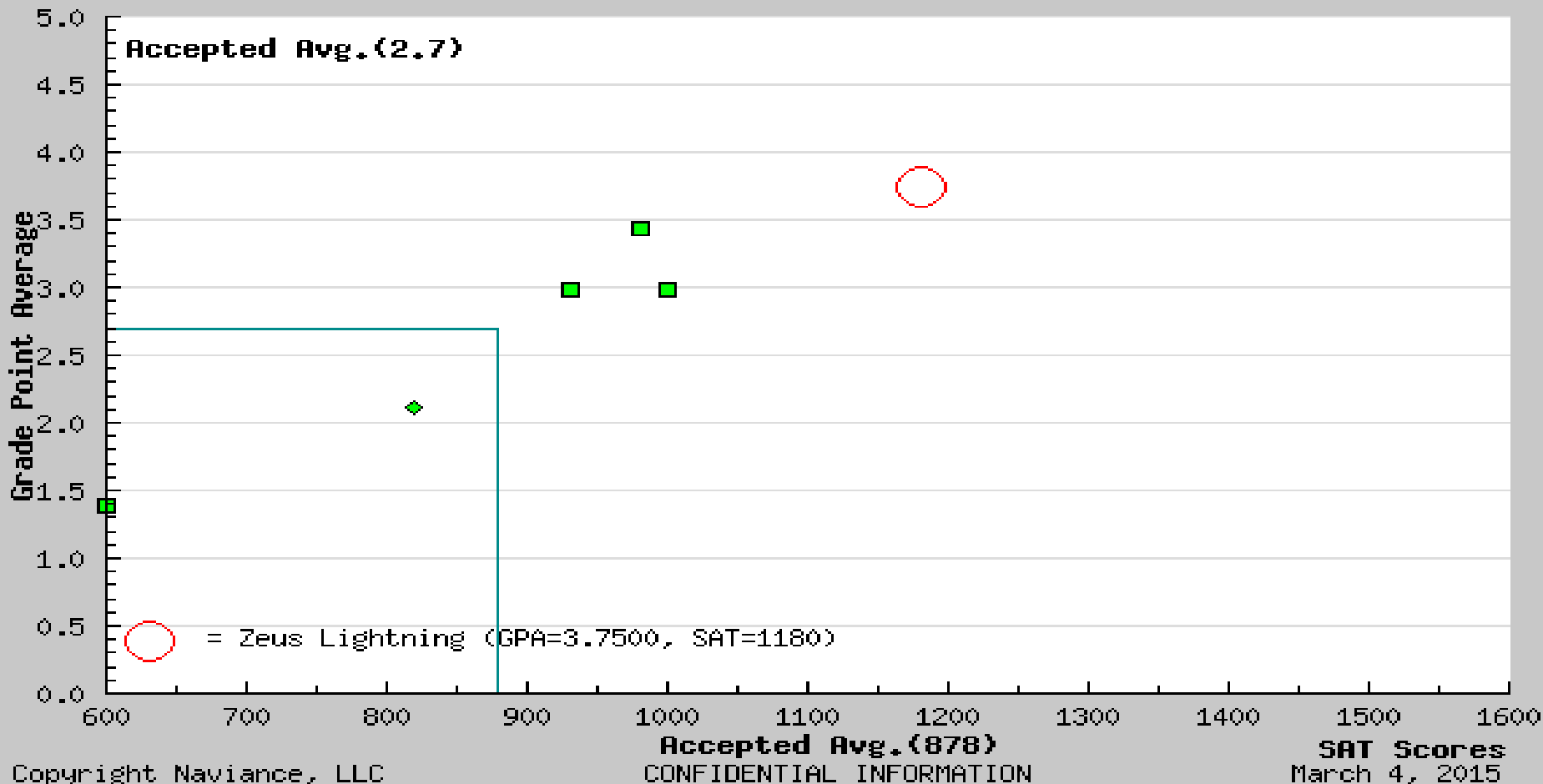
American University
Long Reach High School
SAT (1600) vs. GPA Scattergram (2014-2016): Zeus Lightning



Graph Legend

- Accepted
- Denied
- Waitlisted or Deferred
- Waitlisted or Deferred (Accepted)
- Waitlisted or Deferred (Denied)

Coppin State University
Long Reach High School
SAT (1600) vs. GPA Scattergram (2013-2015): Zeus Lightning



Job of Counselors . . .

- We **can't** know the “best school.”
- We **can't** know everything about all schools.

- We **can** ask questions to guide the search.
- We **can** provide tools to find answers.
- We **can** give suggestions and timelines.
- We **can** support and encourage.



Schedule for the Evening

- 6:30–6:50 Welcome and Introduction
- 6:50–7:15 The 4–Year College/University
Admissions Process (Auditorium)
- 7:25–7:45 Choice Session 1 (*see brochure for rooms*)
- 7:50–8:10 Choice Session 2 (*see brochure for rooms*)

Choice Sessions

1. Writing a Successful College Application Essay
2. Financial Aid
3. College Entrance Exams (SAT/ACT)
4. From Honors Programs to Career Paths: A Variety of Reasons to Consider The 2–Year College
5. Technology Tools for College and Scholarship Exploration